

EN



nuova
SIMONELLI®

PRICE LIST

 INDEX

- PRONTOBAR TOUCH
- AURELIA WAVE
- APPIA LIFE XT
- APPIA LIFE
- APPIA LIFE COMPACT & 1 GROUP
- OSCAR II
- OSCAR MOOD
- MUSICA
- ON DEMAND GRINDERS
- GRINDERS
- DUO

nuova

SIMONELLI®

PRONTOBAR TOUCH

Super automatic machine with thermal controlled extractable metal group; Direct connection and tank in a sole version; 7inch Touch Display; 5 languages; 24 programmable drinks; Volumetric pump; incorporated cappuccino maker; 2 incorporated grinders (diameter 50 mm); Long Life burrs; 0.8 kg Bean hopper; Insulated double boiler; Extractable and adjustable height nozzle; Stainless steel body and ABS; Hourly production up to 140 coffees and 100 cappuccinos; USB slot; Easy Cream (optional); Hot water steam wand in stainless steel.




STANDARD COLORS

■ Black

MODEL	FEATURES	VERSION	CODE	PRICE \$
2 Step	Group: Ø 43 mm; N. grinders: 2 (diameter 50mm); Coffee Boiler: Lt.0,8; Steam Boiler: Lt. 1,5; Water tank capacity:5lt; Direct attachment to water supply; Power: 2700W; Voltage: 220V; Frequency: 50/60 Hz. ; Dim.(WxDxH): 13x21x25 in; Net/Gross weight: 88/100 lbs	220V	MPROTFTCAP21	14,750
1 Step	Group: Ø 43 mm; N. grinders: 2 (diameter 50mm); Coffee Boiler: Lt.0,8; Steam Boiler: Lt. 1,5; Water tank capacity:5lt; Direct attachment to water supply; Power: 2700W; Voltage: 220V; Frequency: 50/60 Hz. ; Dim.(WxDxH): 13x21x25 in; Net/Gross weight: 88/100 lbs	220V	MPROTFTCAP21	15,950

AURELIA WAVE

Traditional coffee machine; LED lights on the steam wand (optional); Volumetric dosage (versions "V" and "digit") or manual (version "S"); 2 stainless steel steam wands; Electronic easy cream system (optional); 1 hot water wand with economizer; Electrical cup warmer (optional); Raised groups version (optional); Automatic cleaning system (vers. "Digit", "V"); USB slot (vers."V", "Digit"); TFT (vers. "V")




STANDARD COLORS

- Black
- Red
- White

MODEL	FEATURES	VERSION	CODE	PRICE \$
2 Gr	Boiler: Lt. 14; Power: 4700W; Voltage: 220v Frequency: 50/60Hz; Dim. (WxDxH): 32x24x22 in; Net/Gross weight: 172/185 lbs	S 220V	MAURE18SEM02	10,500
		V 230V	MAURE18VLO2	13,350
		DIGIT 230V	MAURE18VDG02	16,725
3 Gr	Boiler: Lt. 17; Power: 5200W; Voltage: 220v Frequency: 50/60Hz; Dim. (WxDxH): 41x24x22 in; Net/Gross weight: 202/225 lbs	S 220V	MAUR18SEM03	12,250
		V 220V	MAURE18VLO3	15,900
		DIGIT 220V	MAURE18VDG03	19,500

OPTIONAL	CODE	PRICE \$
Straight Autosteam	Left NUOVART202	625
	Right NUOVART203	
Gooseneck Autosteam	Left NUOVART212	750
	Right NUOVART213	
Easy Cream	Left NUOVART216	1,700
	Right NUOVART217	

A P P I A L I F E X T



STANDARD COLORS


- Painted Black
- Painted Red
- Painted White

Traditional coffee machine; Insulated boilers; Display; Remote control; SIS system; Volumetric dosage (vers. "V"); lights; Incorporated volumetric pump; Wifi module; 2 stainless steel steam wands with Push&Pull command; 1 hot water wand;

MODEL	FEATURES	VERSION	CODE	PRICE \$
2 Gr XT	Boiler: Lt. 11; Power: 3150W; Voltage: 220V; Frequency: 50/60Hz; Dim.(WxDxH): 31x222x21 in; Net/Gross weight: 119/145 lbs	V 220V	MAPPI19PLS02	10,900

APPIA LIFE

Traditional coffee machine; Insulated boilers; SIS system; Volumetric dosage (vers. "V") or Manual (vers. "S"); Incorporated volumetric pump; 2 stainless steel steam wands with Push&Pull command; 1 hot water wand



STANDARD COLORS

- Painted Black
- Painted Red
- Painted White

MODEL	FEATURES	VERSION	CODE	PRICE \$
2 Gr	Boiler: Lt. 11; Power: 3150W; Voltage: 220V; Frequency: 50/60Hz; Dim.(WxDxH):31x22x21 in; Net/Gross weight: 119/146 lbs	S 220V	MAPP19SEM02	8,200
		V 220V	MAPP19VOL02	9,450
3 Gr	Boiler: Lt. 15; Power: 5200W; Voltage: 220V; Frequency: 50/60Hz; Dim.(WxDxH):40x22x21 in; Net/Gross weight: 159/187 lbs	V 220v	MAPP19VOL03	11,750

OPTIONAL	CODE	PRICE \$
Straight Autosteam	NUOVART200	625
Gooseneck Autosteam	NUOVART201	750

APPIA LIFE COMPACT & 1 GROUP

Professional compact coffee machine; Insulated boilers; SIS system; Volumetric dosage (vers. "V") or Manual (vers. "S"); Incorporated volumetric pump; Stainless steel steam wands with Push&Pull command; Easy cream system (optional); 1 hot water wand; stainless steel work surface.



STANDARD COLORS

- Painted Black
- Painted Red
- Painted White

MODEL	FEATURES	VERSION	CODE	PRICE \$
Compact	Boiler: Lt. 7,5; Power: 2900W (230) /1400W (115) Voltage: 110V/220V; Frequency: 50/60Hz; Dim. (WxDxH): 22x22x21 in; Net/Gross weight: 94/116 lbs	S 220V	MAPPC19SEM02	7,250
		V 110V	MAPPC19VOL02	8,000
		V 220V	MAPPC19VOL02	
		W/ AS 110V	MAPPC19VOL02	8,700
		W/ AS 220V	MAPPC19VOL02	
1 Gr	Boiler: Lt. 5; Power: 1400W (115) Voltage: 110V; Dim. (WxDxH): 16x22x21 in; Net/Gross weight: 72/90 lbs	S 110V	MAPPI19SEM01	4,600
		V 110V	MAPPI19VOL01	5,500
		W/ AS 110V	MAPPI19VOL01	6,200



STANDARD COLORS



Black



Semi-professional traditional coffee machine; By pass (OPV); Thermal controlled professional group; Temporized dosage; 1 Cool touch steam wand; ABS colored body; Extractable water tank or direct connection to water system (Vers. "AD").

MODEL	FEATURES	VERSION	CODE	PRICE \$
Oscar	Water tank: Lt. 3; Insulated copper boiler: Lt.2; Power: 1200W; Voltage: 110V; Frequency: 50/60Hz; Dim.(WxDxH): 12x16x16 in; Net/Gross weight: 30/37 lbs;	110V	MOSCA22TEM01	2,000
Oscar AD	Direct connection with water system; Insulated copper boiler: Lt.2; Power: 1200W; Voltage: 110V; Frequency: 50/60Hz; Dim.(WxDxH): 12x16x16 in; Net/Gross weight: 30/37 lbs;	110V	MOSCA22TEM01	2,100



Semi-professional traditional coffee machine; PID - Electronic Pressure Control; Bypass (OPV); Display with timer; Thermal controlled professional group; Temporized dosage visible on display; 1 cool touch steam wand; ABS colored body; Wooden filter holder; Extractable water tank or direct connection to water system (Vers. "AD");

STANDARD COLORS



Black



Taupe

MODEL	FEATURES	VERSION	CODE	PRICE \$
Oscar Mood	Water tank: Lt.3; Insulated copper boiler: Lt.2; Power: 1200W; Voltage: 115/230V; Frequency: 50/60Hz; Dim.(WxDxH): 12x16x16 (IN); Net/Gross weight: 14/17 Kg;	BLACK	MOSCA21TEM01	TBD
		TAUPE	MOSCA21TEM01	TBD
Oscar Mood AD	Direct connection with water system; Insulated copper boiler: Lt.2; Power: 1200W; Voltage: 115/230V; Frequency: 50/60Hz; Dim.(WxDxH): 12x16x16 (IN); Net/Gross weight: 14/17 Kg;	BLACK	MOSCA21TEM01	TBD
		TAUPE	MOSCA21TEM01	TBD



Semi-professional traditional coffee machine; Thermal controlled professional group; Programmable volumetric dosage; SIS system; 1 stainless steel steam wand with Push&Pull command; Stainless steel body; Professional boiler manometer; Extractable water tank or direct connection to water system (Vers. "AD").

STANDARD COLORS



Black

MODEL	FEATURES	VERSION	CODE	PRICE \$
Standard	Water tank: Lt. 3; Insulated copper boiler: Lt.2; Power: 1200W; Voltage: 110V; Frequency: 50/60Hz; Dim.(WxDxH): 13x16x17 in; Net/Gross weight: 45/50 lbs;	110V	MMUSICAVOL01	3,300
Standard AD	Direct connection with water supply; Insulated copper boiler: Lt.2; Power: 1200W; Voltage: 110V; Frequency: 50/60Hz; Dim.(WxDxH): 13x16x17 in; Net/Gross weight: 45/50 lbs;	110V	MMUSICAVOL01	3,700

GRINDERS

ON DEMAND



MDJ
STANDARD COLORS
■ Black



MDXS
STANDARD COLORS
■ Black

MODEL	FEATURES	VERSION	CODE	PRICE \$
MDJ OD	Micrometric adjustment Bean Hopper Capacity: 1,7 Kg; Burrs: Long Life Ø = 75 mm; Power: 575W (110V); Voltage: 110V; Frequency: 50/60 Hz; Maximum daily production suggested: 5 Kg; Dim. (WxDxH): 8.5x11.5x24 in; Net weight: 33 lbs;	110V	AMJ S752130	2,300
MODEL	FEATURES	VERSION	CODE	PRICE \$
MDXS OD	Micrometric grinding regulation; Adjustable dosage; Bean Hopper Capacity: 1,7 Kg; Burrs: ø 65 mm; Grinding speed (sec/dose): 2g/s; Power: 245W(110V) Voltage: 110v Frequency: 50/60Hz; Maximum daily production suggested: 4 Kg; Dim. (WxDxH): 8.5x11.5x24 in; Net weight: 22 lbs;	110V	AMXS 602130	1,850

GRINDERS



G60
STANDARD COLORS
■ Black



MDXS
STANDARD COLORS
■ Black



Mythos Basic
STANDARD COLORS
■ Black



Mythos Plus
STANDARD COLORS
■ Black

MODEL	FEATURES	CODE	PRICE \$
G60	Micrometric grinding regulation; Adjustable dosage; Bean Hopper Capacity: 0.35 Kg; Burrs: ø 60 mm; Power: 220W(110V) Voltage: 110V; Dim. (WxDxH): 6x10.5x16 in; Net weight: 25 lbs;	AMG 6021	1,300

MODEL	FEATURES	VERSION	CODE	PRICE \$
MDXS	Micrometric grinding regulation; Adjustable dosage; Bean Hopper Capacity: 1,7 Kg; Burrs: ø 65 mm; Grinding speed (sec/dose): 2g/s; Power: 245W(110V) Voltage: 110V; Dim. (WxDxH): 8.5x11.5x24 in; Net weight: 30 lbs;	110V Doser	AMXS 6021	1,400
		110V Doser w/ Shutoff	AMXSA 6021	1,600

MODEL	FEATURES	VERSION	CODE	PRICE \$
Mythos	Micrometric grinding regulation; Adjustable dosage; Bean Hopper Capacity: 3.2 Kg; Burrs: ø 75 mm; Grinding speed (sec/dose): 2g/s; Power: 220W(110V) Voltage: 110V; Dim. (WxDxH): 8x20x25 in; Net weight: 53 lbs;	110V Basic	AMI 712108	3,250
		110V Plus	AMI 702108	3,750



STANDARD COLORS



Black



COMING SOON

On demand grinders, Micrometric adjustment; 450gr bean hopper; 55 mm burrs .

MODEL	FEATURES	VERSION	CODE	PRICE \$
DUO	Bean Hopper Capacity: 450gr; Burrs: ø 55 mm; Power: 310W Voltage: 110V; Frequency: 50/60Hz; Dim. (WxDxH): 5x8x14 in; Net weight 12 lbs;	Standard	ADU00000NDD55	TBD



The coffee machines you can trust.

6940 Salashan Pkwy
Ferndale, WA 98248
Tel. (360) 366 2226

e-mail: info@simonelliusa.com | www.simonelliusa.com